

## How to prevent your Mac from automatically upgrading to Mac OS 10.15 Catalina

### Product

	Name	Version
System	OSX	Mac OS 10.12 (Sierra) and previous version

### Description

After system updates, it often happens that previously installed software becomes incompatible.

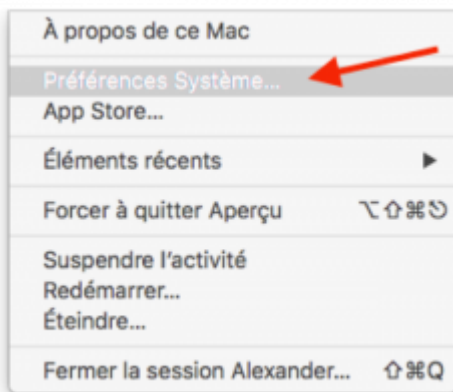
The roaringapps.com website lists all 32bit software that will NOT be compatible with Catalina Mac OS 10.15:

<https://roaringapps.com/collections/list-of-32-bit-macos-apps>

This article explains how to prevent your Mac from automatically upgrading.

### If you're using Mac OS 10.12 (Sierra) and previous versions

- Open System Preferences



- Select "App Store"

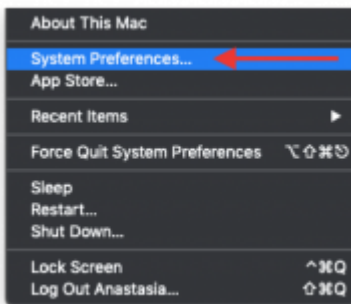


- Make sure the box "Install macOS updates" is **unchecked**.

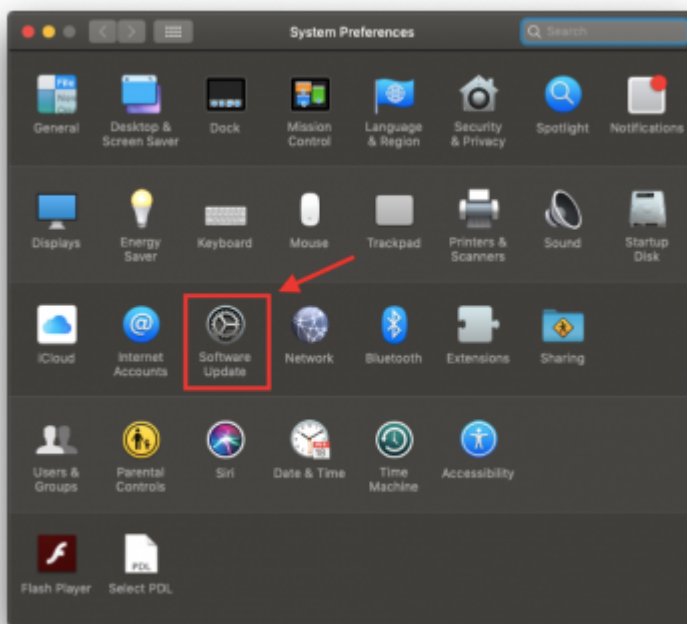


### If you're using Mac OS 10.13 (High Sierra) or 10.14 (Mojave)

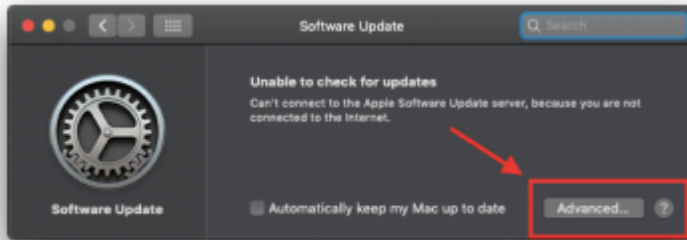
- Open System Preferences



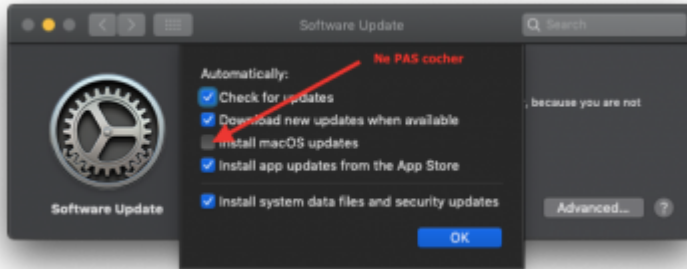
- Open System Preferences



- Select "Advanced"



- Make sure the box “Install macOS updates” is **unchecked**.



osx, update