

Installing printers with FBM Utility

Product concerned

	Name	Version
System	Windows	>= XP
Application	FBM Utility	

Description

How to install a printer on **Windows** with [FBM Utility](#).



For Mac users

To install a printer on Mac, please contact the [IT manager of your department](#).

[FBM printers list](#)


Solution

[Video tutorial](#)


🖥️ (Double-click video to enlarge)

[Video tutorial](#)

- Start **FBM Utility** (shortcut on desktop).




- Choose **Install a printer**.



Consultez la liste des imprimantes disponibles et installez celles dont vous avez besoin en un clic.

- Choose the printer in the list and click on **Install**.



- The installation is successful.